

# SJ10-SERIES

Water Powered Back-Up Pump

# Liberty Pumps®

A Family and Employee Owned Company

Protects your basement during a power outage or main pump failure!

Requires no electricity

## Features

- Accepts 20PSI up to 100PSI inlet supply pressure\*\*
- Fully automatic
- High-output flow rates
- Compact design
- Fully assembled
- 1-1/2" Discharge
- Works off municipal water supply\*
- 3/4" NPT water inlet connection
- cUPC® listed (IAMPO PS 119)
- SHARKBITE™ inlet connection accepts PEX, copper or CTS CPVC 3/4" line

## Models

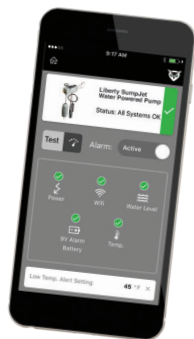
- SJ10** Standard water-powered back-up pump (no alarm)
- SJ10A** Water-powered pump with alarm
- SJ10A-EYE** Water-powered pump with NightEye® wireless enabled alarm

Model SJ10 Shown

SHARKBITE™  
Fitting



Efficient design  
removes more  
water per  
gallon used



  
**NightEye®**  
Wireless Enabled  
Models Available

**SUMPJET®**  
Water Powered Back-Up Pump



innovate. evolve.

## SJ10A Standard Alarm Model

Having an alarm on your water -powered back-up pump is important. In the event of a main pump failure – you want to know your back-up pump has taken over and is operating.



Patent: See  
[LibertyPumps.com/patents](http://LibertyPumps.com/patents)



Patent: See  
[LibertyPumps.com/patents](http://LibertyPumps.com/patents)

### Features

- Compact, pre-mounted float switch sensor
- 120V wall mount alarm unit (Model ALM-P1)
- 86 dB audio alarm
- Super-bright LED alarm ring
- 9-Volt battery backup
- Auxiliary contacts for connection to other home security systems
- Quick connectors for easy wiring
- Silence and Test buttons for alarm
- Low Battery LED
- Power ON LED



Super bright  
LED alarm ring

# SJ10A-EYE

## Wireless Enabled SumpJet®

The SumpJet® with NightEye® wireless technology provides the ultimate in basement protection. Whether at home or anywhere in the world, receive a notification on your smart device when your back-up pump has activated.

### Features

- Free NightEye® app
- Apple® iOS and Android® compatible
- No service or subscription fees (message and data rates may apply)
- Immediate notification of your SumpJet® activation
- High water level notification
- Low basement temperature warning - user defined setting
- Easy setup, connects with simple BlinkUp™ technology
- Super bright red LED alarm ring
- 86 dB audible alarm
- 9-Volt battery backup
- Silence and test alarm remotely through the NightEye® app.
- Auxiliary contacts for connection to other home security systems

Patent: See  
[LibertyPumps.com/patents](http://LibertyPumps.com/patents)

**NOTE:** During power outages, your home's wireless router will not be operational and unable to send signals to your mobile device unless on a backup power source. The alarm device mounted in the basement will still activate using a 9-Volt battery.

**FREE App!**

Apple® iOS & Android® compatible

Liberty Pumps



# NightEye®

Wireless Enabled Pump Alarm



Super bright  
LED alarm ring



# SJ10-Series

## Features

- Adjustable stainless hose clamp for easy mounting
- Removes 2 gallons of water for each 1 gallon used (based on 5' lift)
- Fully assembled, compact design
- Built-in screen with removable foot valve
- Constructed of durable PVC

## Specifications

**Major Height:** 21.6"

**Major Width:** 5.1"

**Weight:** 6 lbs (standard model)

**Inlet Connection:** 3/4" SHARKBITETM fitting

**Discharge Size:** 1-1/2"

**Construction:** PVC

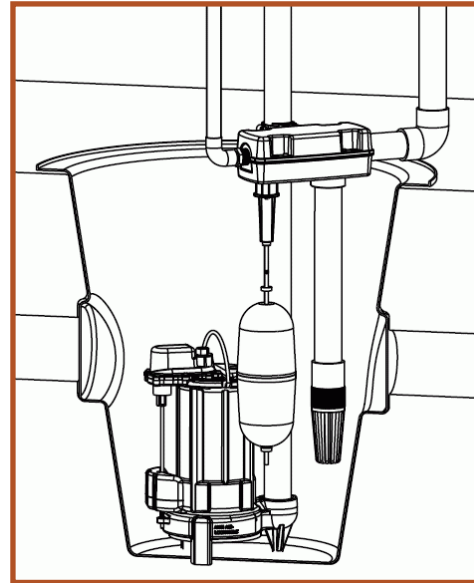
### Built-in Check Valve at Water Inlet

Additional back flow protection is required. Check with local plumbing codes prior to installation.

**Maximum Fluid Temperature:** 130°F

Important: Minimum recommended pit diameter is 18". The SJ10 works in conjunction with your main sump pump. Make sure you have adequate pit size to properly install the SJ10 without float switch interference.

## Typical Installation



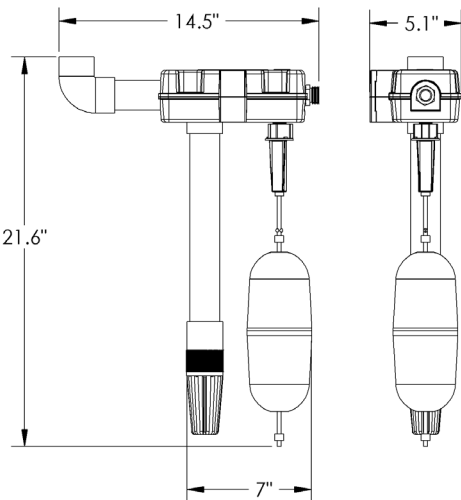
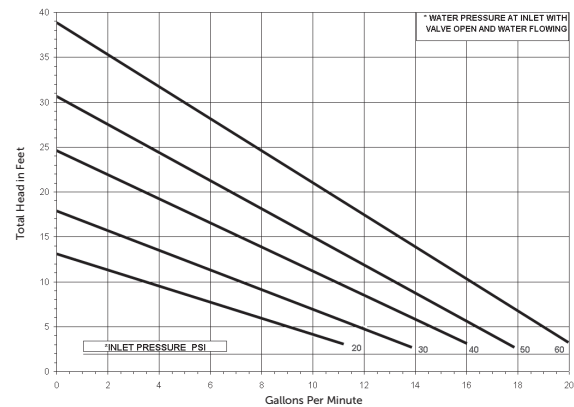
\* The SJ10 requires an uninterrupted water source to operate. If you have a well pump, the SJ10 will not operate during power outages.

\*\*SJ10 pumping performance varies with inlet water source pressure and pumping head.

See complete specifications and performance chart for expected flow rates.

SHARKBITETM is a registered trademark of the RWC.

## Performance Curve



Water pressure valve at inlet with valve open and water flowing

## Sump Water Removal at Various Lifts

(Static Head in 1-1/2" Pipe or Larger)

Lift		4'		1.21M	8'		2.4M	12'		3.6M	15'		4.5M
PSI	KPA	GPM	GPH	M <sup>3</sup> /hr	GPM	GPH	M <sup>3</sup> /hr	GPM	GPH	M <sup>3</sup> /hr	GPM	GPH	M <sup>3</sup> /hr
20	138	11.0	660	2.5	5.8	348	1.3	-	-	-	-	-	-
30	207	12.8	765	2.9	9.0	540	2.0	5.5	330	1.2	-	-	-
40	276	15.4	924	3.5	12.5	750	2.8	9.3	558	2.1	7.2	432	1.6
50	345	17.2	1032	3.9	14.5	870	3.3	12.0	720	2.7	10.0	600	2.3
60	414	19.8	1185	4.5	17.0	1020	3.9	15.2	912	3.5	13.5	810	3.1

Specifications subject to change without notice.

Copyright © Liberty Pumps, Inc. 2024 All rights reserved. LLIT004400-R02/24

Liberty Pumps - 7000 Apple Tree Avenue - Bergen, New York 14416  
Phone 800-543-2550 - Fax 585-494-1839 - [www.LibertyPumps.com](http://www.LibertyPumps.com)